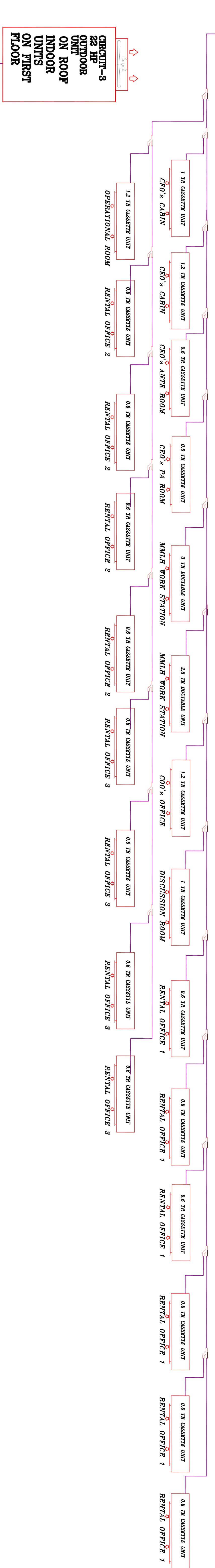


FIRST FLOOR

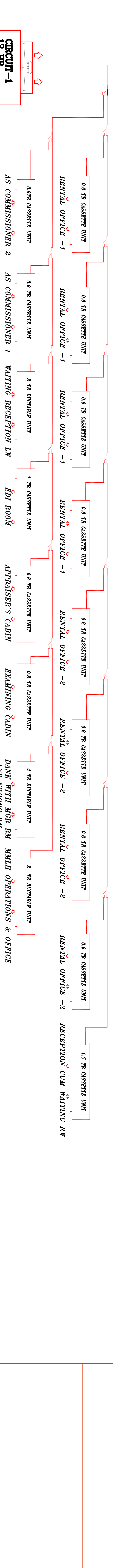
CIRCUIT-4
22 HP
OUTDOOR
UNIT
ON ROOF
INDOOR
UNITS
ON FIRST
FLOOR



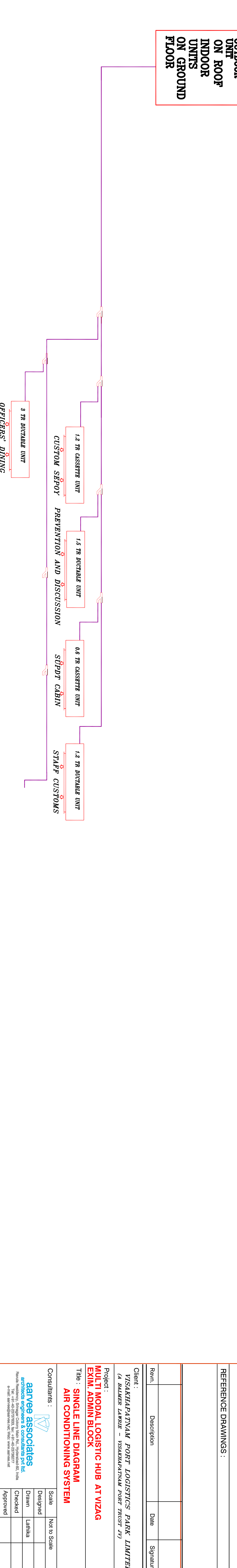
- NOTES :
1. THIS DRAWING SHALL BE READ IN CONJUNCTION WITH AIR CONDITIONING SYSTEM LAYOUT DRAWINGS.
 2. ALL OUTDOOR UNITS AND TREATED FRESH AIR UNITS SHALL BE INSTALLED IN A SUITABLE LOCATION ON ROOF.
 3. THE REFRIGERANT HEADER PIPES, CONDENSATE DRAIN HEADER PIPES AND TREATED FRESH AIR HEADER DUCT SHALL RUN ALONG CORRIDOR.
 4. CONDENSATE DRAIN PIPES SHALL BE TERMINATED IN NEAREST TOILETS.
 5. LOCATIONS OF CASSETTE UNITS SHALL BE COORDINATED WITH FURNITURE/ FALSE CEILING LAYOUT.
 6. LOCATIONS OF CASSETTE UNITS AND SUPPLY AIR GRILLES SHALL BE COORDINATED WITH LIGHTING AND FIRE FIGHTING SPRINKLERS.
 7. RETURN AIR SHALL BE TAKEN OVER ROOM FALSE CEILING THROUGH 50mm SLIT AROUND FALSE CEILING.
 8. TREATED FRESH AIR SHALL BE SUPPLIED OVER FALSE CEILING IN EACH ROOM.
 9. THIS IS A SUGGESTIVE LAYOUT FOR THE TENDER PURPOSE. CONSTRUCTION DRAWING SHALL BE PREPARED BY THE CONTRACTOR AND APPROVED BY THE CONSULTANT BEFORE EXECUTION

GROUND FLOOR

CIRCUIT-2
22 HP
OUTDOOR
UNIT
ON ROOF
INDOOR
UNITS
ON GROUND
FLOOR



FOR TENDER ONLY



S.NO	REVISIONS	DATE	REV NO/REV BY

REFERENCE DRAWINGS :

Rev.	Description	Date	Signature

Client :
VISAKHAPATNAM PORT LOGISTICS PARK LIMITED
(A BALAKR LAMBE - VISAKHAPATNAM PORT TRUST JV)

Project :
MULTI MODAL LOGISTIC HUB AT VIZAG

Title :
**SINGLE LINE DIAGRAM
AIR CONDITIONING SYSTEM**

Consultants :		Scale	
<p>ranjee associates ARCHITECTURE ENGINEERING & CONSULTANTS PVT. LTD. Ranjee Associates Engineering & Consulting Pvt. Ltd., Hyderabad-500 082, India P: 0800 4000000/0800 4000001/0800 4000002/0800 4000003/0800 4000004</p>	Designed	Not to Scale	
	Drawn		
	Checked		
	Approved		
Dwg No.	Sheet No.	Date	16-03-2017